

(Worksheet-1)

BANGLADESH INTERNATIONAL TUTORIAL LTD

JUNIOR SCHOOL, UTTARA

CLASS: KG I

SUBJECT: MATHEMATICS

ADDITION (Add 0)

When we add zero to a number.....

The number stays the same

$$\begin{array}{r} +0 \\ 9 \\ \hline \end{array}$$

$$\begin{array}{r} +2 \\ 0 \\ \hline \end{array}$$

$$\begin{array}{r} +0 \\ 8 \\ \hline \end{array}$$

$$\begin{array}{r} +0 \\ 6 \\ \hline \end{array}$$

$$\begin{array}{r} +1 \\ 0 \\ \hline \end{array}$$

$$\begin{array}{r} +7 \\ 0 \\ \hline \end{array}$$

$$\begin{array}{r} +5 \\ 0 \\ \hline \end{array}$$

$$\begin{array}{r} +10 \\ 0 \\ \hline \end{array}$$

$$\begin{array}{r} +0 \\ 2 \\ \hline \end{array}$$

$$\begin{array}{r} +0 \\ 1 \\ \hline \end{array}$$

$$\begin{array}{r} +6 \\ 0 \\ \hline \end{array}$$

$$\begin{array}{r} +0 \\ 3 \\ \hline \end{array}$$

$$\begin{array}{r} +4 \\ 0 \\ \hline \end{array}$$

$$\begin{array}{r} +0 \\ 1 \\ \hline \end{array}$$

$$\begin{array}{r} +9 \\ 0 \\ \hline \end{array}$$

Name:

Section:

(Worksheet-2)

BANGLADESH INTERNATIONAL TUTORIAL LTD

JUNIOR SCHOOL,UTTARA

CLASS: KG I

SUBJECT:MATHEMATICS

SUBTRACTION (SUBTRACT 0)

When we take away zero from the number.....

The number stays the same

$$\begin{array}{r} 7 \\ - 0 \\ \hline \end{array}$$

$$\begin{array}{r} 3 \\ - 0 \\ \hline \end{array}$$

$$\begin{array}{r} 4 \\ - 0 \\ \hline \end{array}$$

$$\begin{array}{r} 5 \\ - 0 \\ \hline \end{array}$$

$$\begin{array}{r} 2 \\ - 0 \\ \hline \end{array}$$

$$\begin{array}{r} 2 \\ - 0 \\ \hline \end{array}$$

$$\begin{array}{r} 5 \\ - 0 \\ \hline \end{array}$$

$$\begin{array}{r} 4 \\ - 0 \\ \hline \end{array}$$

$$\begin{array}{r} 9 \\ - 0 \\ \hline \end{array}$$

$$\begin{array}{r} 0 \\ - 0 \\ \hline \end{array}$$

$$\begin{array}{r} 1 \\ - 0 \\ \hline \end{array}$$

$$\begin{array}{r} 0 \\ - 0 \\ \hline \end{array}$$

$$\begin{array}{r} 2 \\ - 0 \\ \hline \end{array}$$

$$\begin{array}{r} 6 \\ - 0 \\ \hline \end{array}$$

$$\begin{array}{r} 4 \\ - 0 \\ \hline \end{array}$$

$$\begin{array}{r} 8 \\ - 0 \\ \hline \end{array}$$

$$\begin{array}{r} 4 \\ - 0 \\ \hline \end{array}$$

$$\begin{array}{r} 1 \\ - 0 \\ \hline \end{array}$$

$$\begin{array}{r} 6 \\ - 0 \\ \hline \end{array}$$

$$\begin{array}{r} 0 \\ - 0 \\ \hline \end{array}$$

NAME:

Section:

(Worksheet-3)

BANGLADESH INTERNATIONAL TUTORIAL LTD

JUNIOR SCHOOL,UTTARA

CLASS: KG I

SUBJECT:MATHEMATICS


COLOUR THE PATTERN

○ circles - red

△ triangles - green

□ squares - blue

▭ rectangles - yellow



Name:


Section:

(Worksheet-4)

BANGLADESH INTERNATIONAL TUTORIAL LTD
JUNIOR SCHOOL,UTTARA
CLASS: KG I
SUBJECT:MATHEMATICS

**When we add zero to a number.....
The number stays the same**

Name _____



Fill in the answer to each addition problem. Color the picture.

Section:

(Worksheet-5)

BANGLADESH INTERNATIONAL TUTORIAL LTD
JUNIOR SCHOOL,UTTARA
CLASS: KG I
SUBJECT:MATHEMATICS

Arrange the numbers from smaller to bigger
The first one has been done.

11, 5, 0, 7, 21, 3

0, 3, 5, 7, 11, 21

5, 8, 15, 2, 27, 19

17, 29, 12, 48, 42, 33

31, 21, 11, 51, 81, 71

Name:

Section:

(Worksheet-6)

BANGLADESH INTERNATIONAL TUTORIAL LTD

JUNIOR SCHOOL,UTTARA

CLASS: KG I

SUBJECT:MATHEMATICS

Write the numbers from bigger to smaller

The first one has been done.

9 to 5 : 9, 8, 7, 6, 5.

15 to 10 : _____

25 to 20 : _____

32 to 28 : _____

40 to 36 : _____

26 to 22 : _____

16 to 12 : _____

23 to 19 : _____

Name:

section:

(Worksheet-7)

BANGLADESH INTERNATIONAL TUTORIAL LTD




















JUNIOR SCHOOL, UTTARA

CLASS: KG I

SUBJECT: MATHEMATICS

WHAT COMES NEXT?

Draw and colour the pictures and complete the pattern

Name:

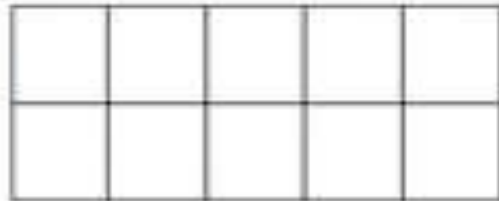
Section:

Making 10

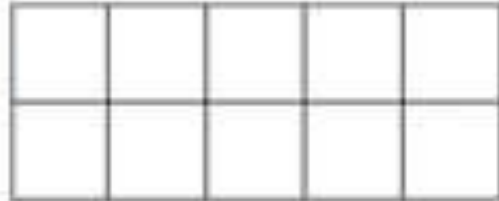
$4 + \square = 10$



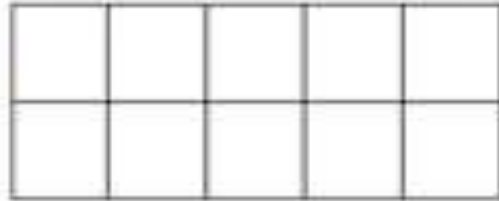
$2 + \square = 10$



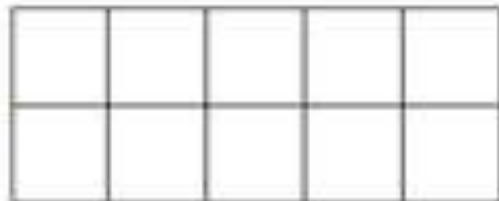
$3 + \square = 10$



$8 + \square = 10$



$5 + \square = 10$



Name:

Section:

(Worksheet-9)

BANGLADESH INTERNATIONAL TUTORIAL LTD



JUNIOR SCHOOL, UTTARA

CLASS: KG I

SUBJECT: MATHEMATICS

Let's Make 10

Draw butterflies to make ten. Finish the number model.

$$2 + \underline{\quad} = 10$$



$$4 + \underline{\quad} = 10$$

$$6 + \underline{\quad} = 10$$

$$5 + \underline{\quad} = 10$$

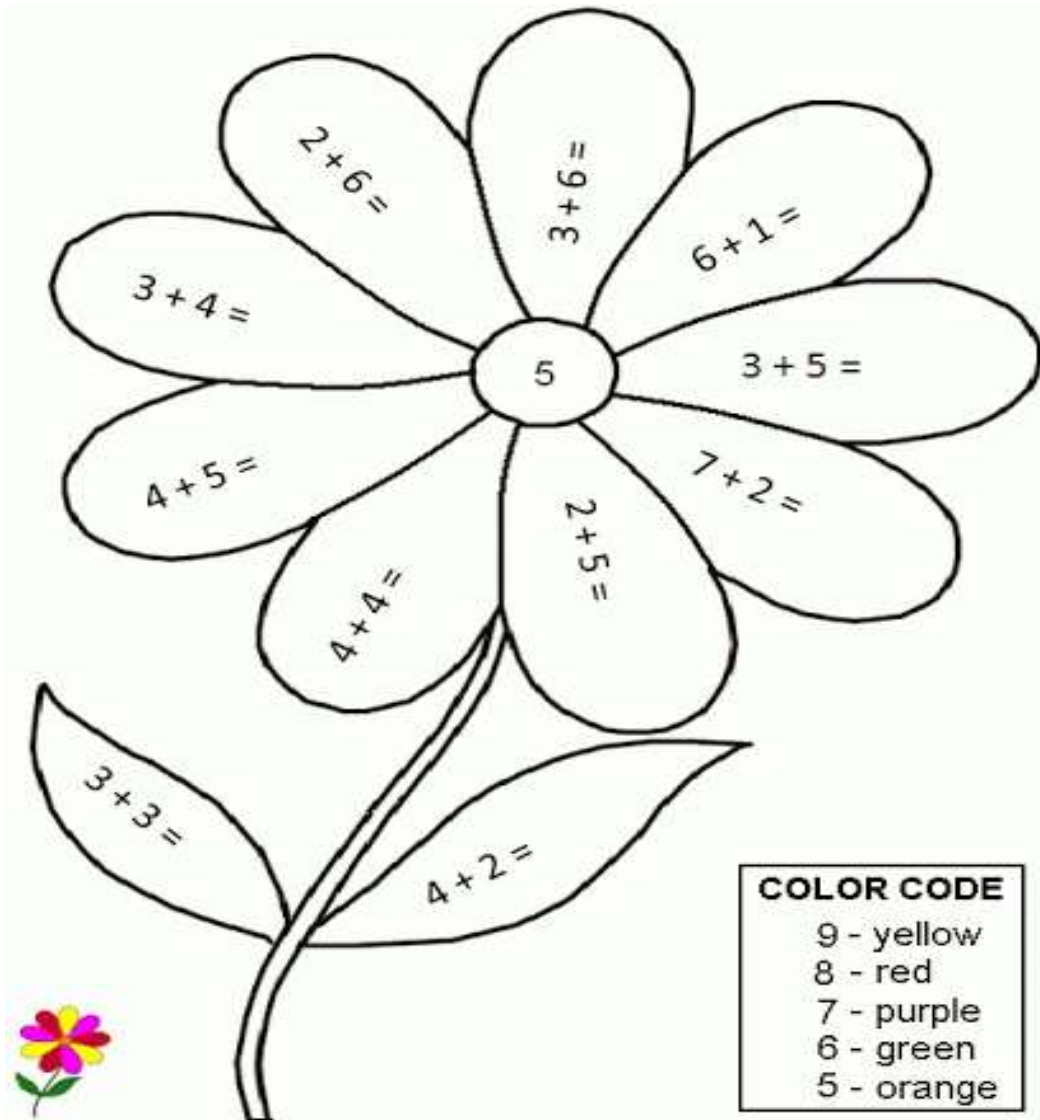
				

$$2 + \underline{\quad} = 10$$

Name:

Section:

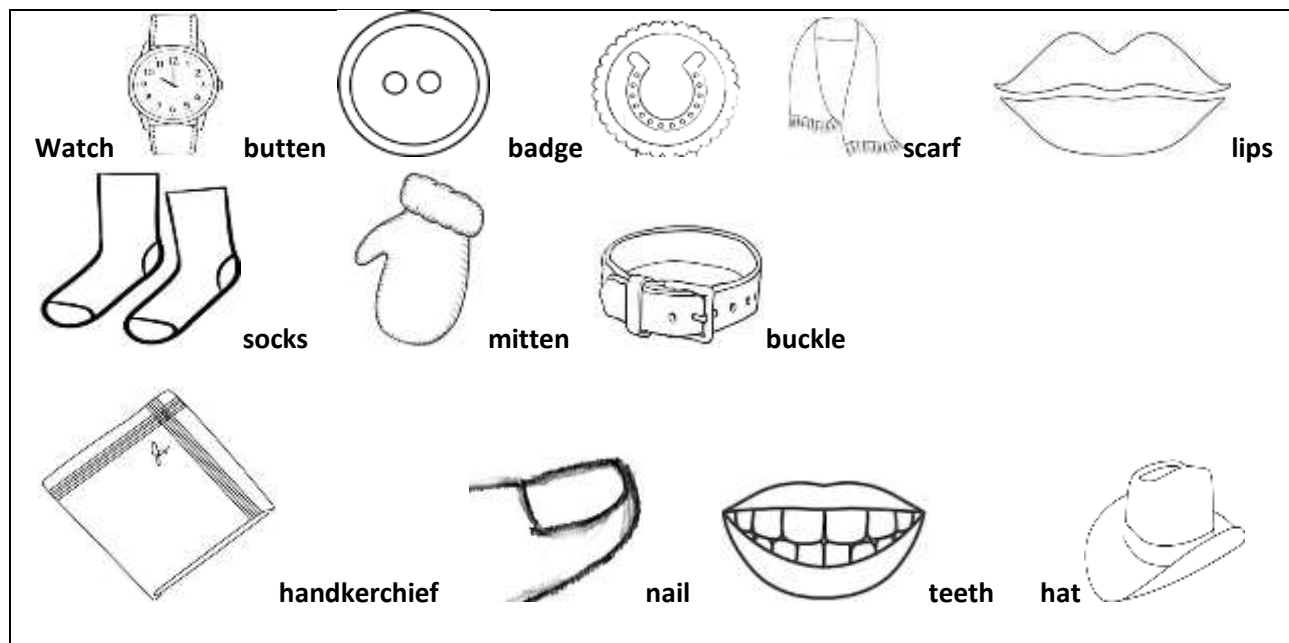
(Worksheet-10)
BANGLADESH INTERNATIONAL TUTORIAL LTD
JUNIOR SCHOOL,UTTARA
CLASS: KG I
SUBJECT:MATHEMATICS
Topic: Colour by SUM



Name:
Section:

(Worksheet-1)
BANGLADESH INTERNATIONAL TUTORIAL LTD
JUNIOR SCHOOL,UTTARA
CLASS:KG I
SUBJECT: ENGLISH
TOPIC: HARD AND SOFT

Colour the pictures and write the name of the objects in proper box



SL. NO	SOFT		HARD

Name:

Section:

(Worksheet-2)

BANGLADESH INTERNATIONAL TUTORIAL LTD

JUNIOR SCHOOL, UTTARA

CLASS: KG I

SUBJECT: ENGLISH

TOPIC: RAINBOW COLOUR

Memorize the rainbow colours name

There are seven colours in a rainbow. These are:

1. Violet

2. Indigo

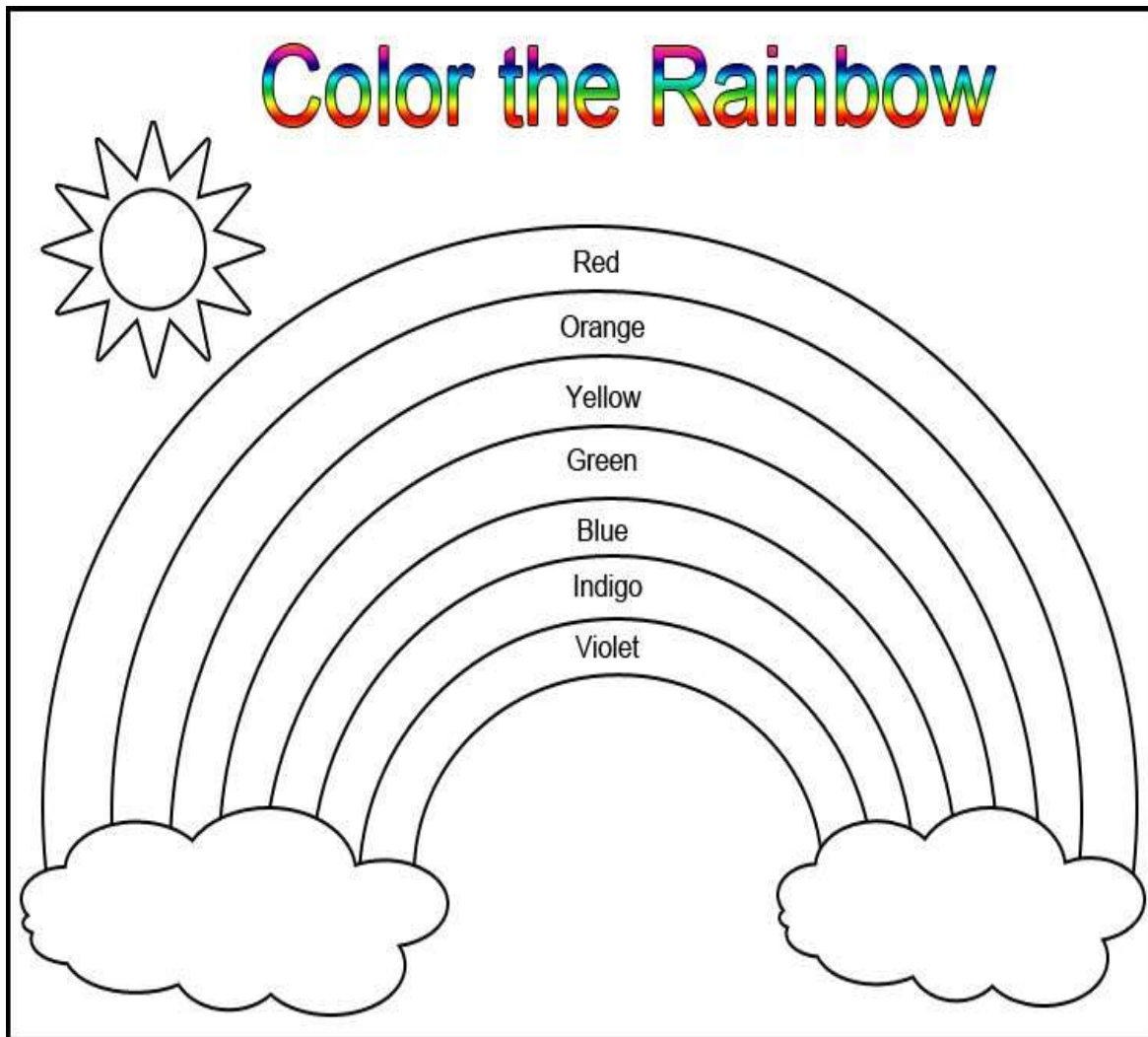
3. Blue

4. Green

5. Yellow

6. Orange

7. Red

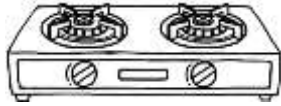


Name:

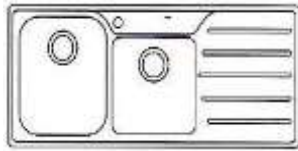
Section:

(Worksheet-3)
BANGLADESH INTERNATIONAL TUTORIAL LTD
JUNIOR SCHOOL, UTTARA
CLASS: KG I
SUBJECT: ENGLISH

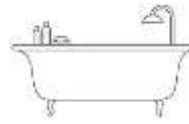
TOPIC: COLOUR the pictures & write the name where it belongs to:



Gas Stove



Sink



Bath



Pillow



Soap



wardrobe



Lamp



Toilet

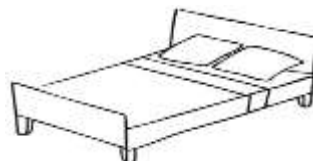
Bathroom	Bedroom
<p>_____</p> <p>_____</p> <p>_____</p>	<p>_____</p> <p>_____</p> <p>_____</p>
Living room	kitchen
<p>_____</p> <p>_____</p> <p>_____</p>	<p>_____</p> <p>_____</p> <p>_____</p>



Television



Kettle



Bed

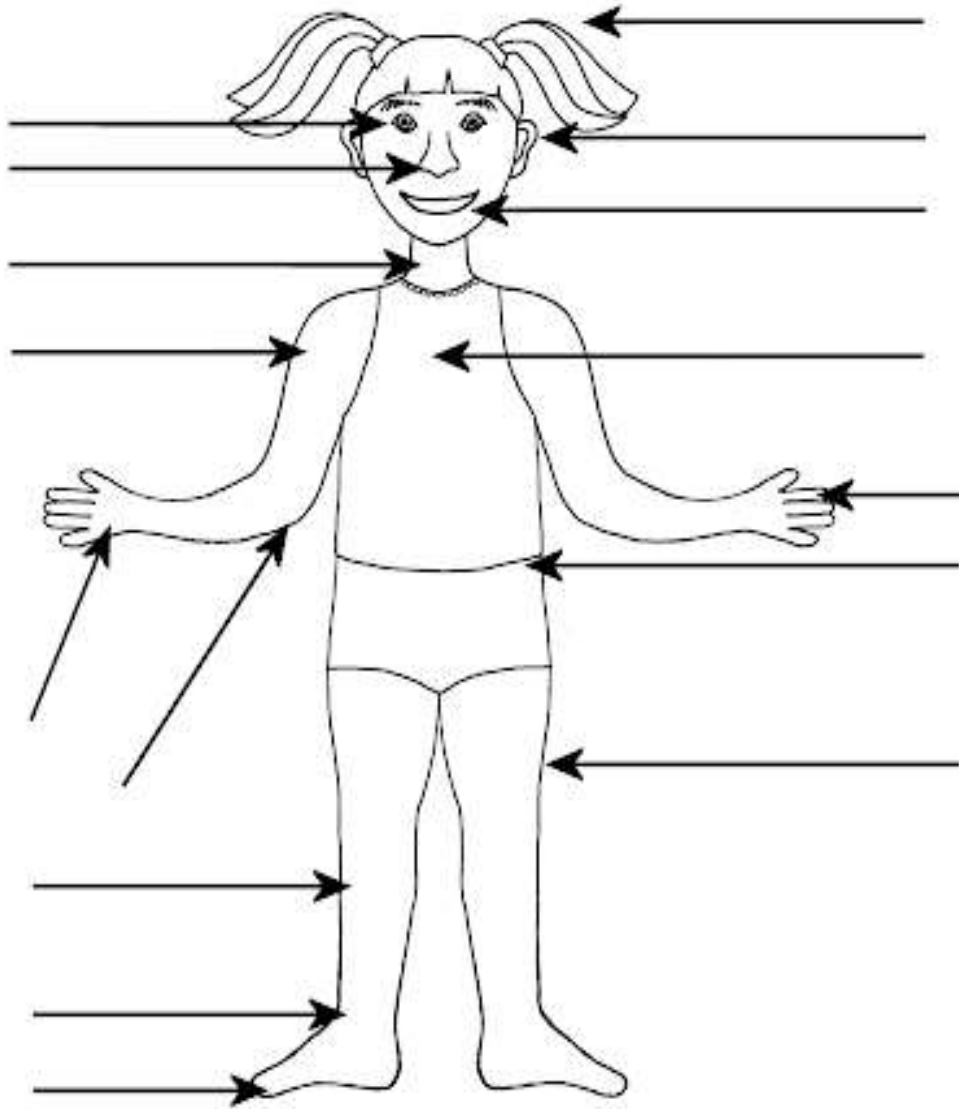


Table

Name:

Section:

Write the correct body parts' name:



You can take help from the box below:

hair ear palm toe nose elbow mouth eye waist neck
thigh chest leg arm ankle finger

Name:

Section:

(Worksheet-5)
BANGLADESH INTERNATIONAL TUTORIAL LTD
JUNIOR SCHOOL,UTTARA
CLASS: KG I
SUBJECT: ENGLISH

(Read carefully page: 19 from Radiant Way book and try to do the work.)

Re-arrange the words into proper sentences:

1. Peggy you will to tea come me with ?

2. to tea come may I.

3. had egg an for tea Peggy.

4. Pat and Good-night Ann.


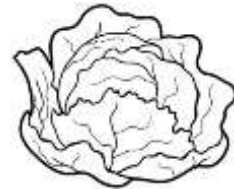
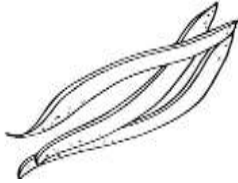


Name:

Section:

(Worksheet-6)
 BANGLADESH INTERNATIONAL TUTORIAL LTD
 JUNIOR SCHOOL, UTTARA
 CLASS: KG I
 SUBJECT: ENGLISH
 TOPIC: VEGETABLES

Colour the pictures and write the vegetables name.




peas lettuce	celery carrots	cauliflower cucumber	radishes beans
Vegetables in the salad-			Vegetables we cook-
c _ _ _ _ _			c _ _ _ _ _
r _ _ _ _ _			c _ _ _ _ _
l _ _ _ _ _			b _ _ _ _ _
c _ _ _ _ _			p _ _ _ _ _

Name:

Section:

(Worksheet-7)
 BANGLADESH INTERNATIONAL TUTORIAL LTD
 JUNIOR SCHOOL, UTTARA
 CLASS: KG I
 SUBJECT: ENGLISH

Make pairs:



letter



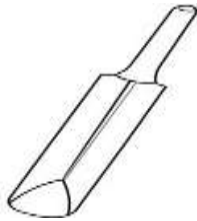
candle



cup



saucer



bat



bee



key



lock



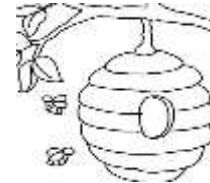
ball



letter box



cake



hive

Cake	ball	key	cup	letter box	bee
------	------	-----	-----	------------	-----

lock and _ _ _

saucer and _ _ _

candle and _ _ _

hive and _ _ _

bat and _ _ _

letter and _ _ _ _ _

Name:

Section

(Worksheet-8)
BANGLADESH INTERNATIONAL TUTORIAL LTD
JUNIOR SCHOOL, UTTARA
CLASS: KG I
SUBJECT: ENGLISH
Reading Readiness

Read the words in the word box.

Reda each sentence

Fill in the blanks with a word from the word box to complete each sentence.


book chair hat bike dog

Your _____ is nice. 

 He has a new _____.

The _____ has 
two wheels.

 The _____ is soft.

The _____ is funny. 

Name:

Section:

(Worksheet-9)
BANGLADESH INTERNATIONAL TUTORIAL LTD
JUNIOR SCHOOL, UTTARA
CLASS: KG I
SUBJECT: ENGLISH
Re-arrange the sentence

Use the words to re-arrange each sentence:

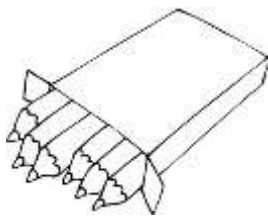
old	years	I	six	am
-----	-------	---	-----	----

name	My	Ayaan	is	Islam
------	----	-------	----	-------

have	I	cats	two	white
------	---	------	-----	-------

like	I	pencils	colour	box
------	---	---------	--------	-----

drawing	like	I	and	swimming
---------	------	---	-----	----------















Name:



Section:

(Worksheet-10)
BANGLADESH INTERNATIONAL TUTORIAL LTD
JUNIOR SCHOOL,UTTARA
CLASS: KG I
SUBJECT: ENGLISH
Topic: "U" Sound words
Write the Vowel to finish the word and colour the pictures

			
b _ g	r _ g	m _ g	h _ g
			
b _ s	p _ p	c _ p	n _ t
			
s _ n	b _ d	t _ b	t _ g

Name: _____

Section: _____

(Worksheet-1)

BANGLADESH INTERNATIONAL TUTORIAL LTD

JUNIOR SCHOOL, UTTARA


CLASS:KG I

SUBJECT: BANGLA

প্রসঙ্গঃ লিখ ও ছবি রঙ কর

গ

হরিণ



গ					
গ					
গ					

ভাষণ

পরিমাণ

NAME:


SECTION:

(Worksheet-2)
BANGLADESH INTERNATIONAL TUTORIAL LTD
JUNIOR SCHOOL,UTTARA
CLASS: KG I
SUBJECT: BANGLA

প্রসঙ্গঃ বর্ণগুলি সাজিয়ে লিখ।

ঙ	ছ	ড	গ	জ
খ	ঠ	ঘ	ণ	ক
ঝ	ট	চ	ত	ঞ

ছবি গুলো রঙ করঃ



টিয়া



ঝিনুক

NAME:

SECTION:

(Worksheet-3)
BANGLADESH INTERNATIONAL TUTORIAL LTD
JUNIOR SCHOOL,UTTARA
CLASS:KG I
SUBJECT: BANGLA

প্রসঙ্গঃ ছবি অংকন
শব্দগুলি পড়ি ও ছবি আঁকি।

বর্ণ	শব্দ	ছবি	শব্দ	ছবি
ক	কলস		কলম	
খ	খেজুর		খরগোশ	
গ	গাছ		গাড়ি	
ঘ	ঘর		ঘড়ি	
ঙ	সঙ		ব্যঙ	

Name:

Section:

(Worksheet-4)

BANGLADESH INTERNATIONAL TUTORIAL LTD

JUNIOR SCHOOL,UTTARA

CLASS:KG I

SUBJECT: BANGLA

প্রসঙ্গ: পঠন ও লিখন

পড়ি, লিখি ও ছবি রং করি।

ত

তবলা




তাল



ত						
ত						
ত						
ত						
ত						



তাল



তরমুজ

Name:

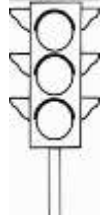
Section:

(Worksheet-5)
BANGLADESH INTERNATIONAL TUTORIAL LTD
JUNIOR SCHOOL,UTTARA
CLASS:KG I
SUBJECT: BANGLA

প্রসঙ্গ: পঠন ও লিখন
পড়ি, লিখি ও ছবি রং করি।



থামুন



থলে

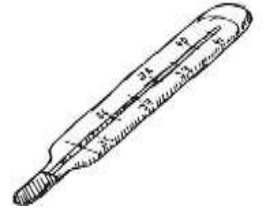


থ						
থ						
থ						
থ						



থালা

থারমোমিটার



Name:

Section:

(Worksheet-6)
BANGLADESH INTERNATIONAL TUTORIAL LTD
JUNIOR SCHOOL,UTTARA
CLASS:KG I
SUBJECT: BANGLA

প্রসঙ্গ: পঠন ও লিখন
পড়ি, লিখি ও ছবি রং করি।



দোয়াত



দাদা



দাঁত



দ						
দ						
দ						
দ						



দোয়েল

দোলনা




Name:

Section:

(Worksheet-7)
BANGLADESH INTERNATIONAL TUTORIAL LTD
JUNIOR SCHOOL,UTTARA
CLASS:KG I
SUBJECT: BANGLA

প্রসঙ্গ: পঠন ও লিখন
পড়ি, লিখি ও ছবি রং করি।



ধান



ধনুক

খ						
খ						
খ						
খ						



ধামা



ধোঁয়া

Name:

Section:

(Worksheet-8)
BANGLADESH INTERNATIONAL TUTORIAL LTD
JUNIOR SCHOOL,UTTARA
CLASS:KG I
SUBJECT: BANGLA

প্রসঙ্গ: পঠন ও লিখন
পড়ি, লিখি ও ছবি রং করি।

য

নাক



নানা



য						
য						
য						
য						
য						



নেকড়ে



নৌকা

Name:

Section:

(Worksheet-1)
BANGLADESH INTERNATIONAL TUTORIAL LTD
JUNIOR SCHOOL, UTTARA
CLASS: KG I
SUBJECT: ART
TOPIC: 'The National Fruit'

Draw and Colour 'The National Fruit of Bangladesh'



Name:

Section:

(Worksheet-2)
BANGLADESH INTERNATIONAL TUTORIAL LTD
JUNIOR SCHOOL,UTTARA
CLASS: KG I
SUBJECT: ART
TOPIC: 'A Flower Vase'

Draw and Colour 'A Flower Vase'



Name:

Section:

(Worksheet-3)
BANGLADESH INTERNATIONAL TUTORIAL LTD
JUNIOR SCHOOL,UTTARA
CLASS: KG I
SUBJECT: ART
TOPIC: 'Free hand drawing'

Draw and colour anything what you want to



Name:

Section:

(Worksheet-4)
BANGLADESH INTERNATIONAL TUTORIAL LTD
JUNIOR SCHOOL,UTTARA
CLASS: KG I
SUBJECT: ART
TOPIC: 'A Happy Face'

Draw and colour 'A Happy Face'



Name:

Section: